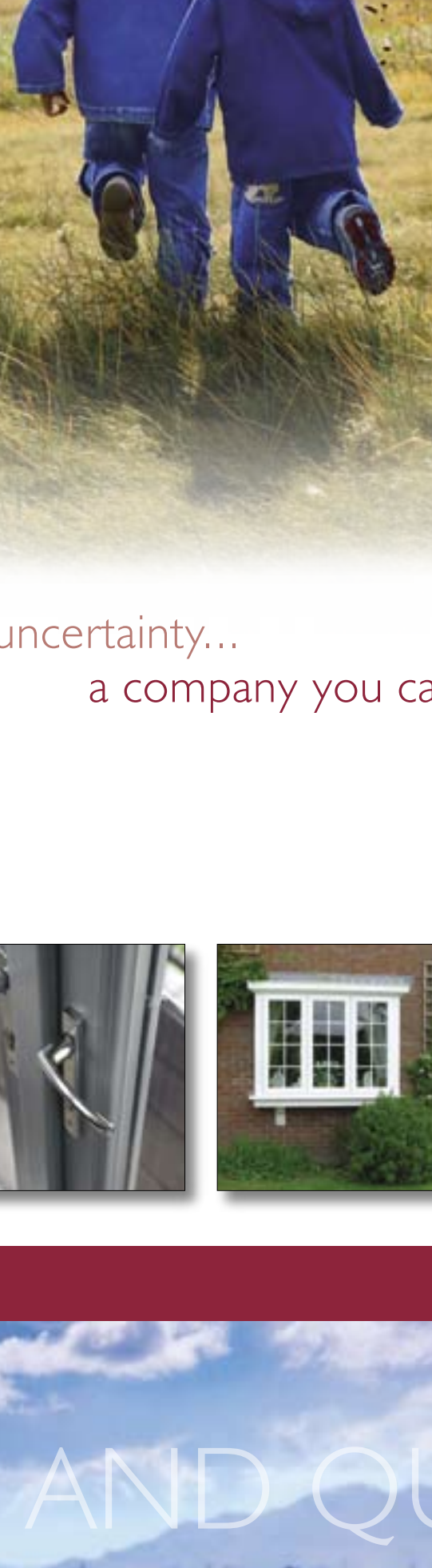


Royale




In a world of uncertainty... a company you can rely on



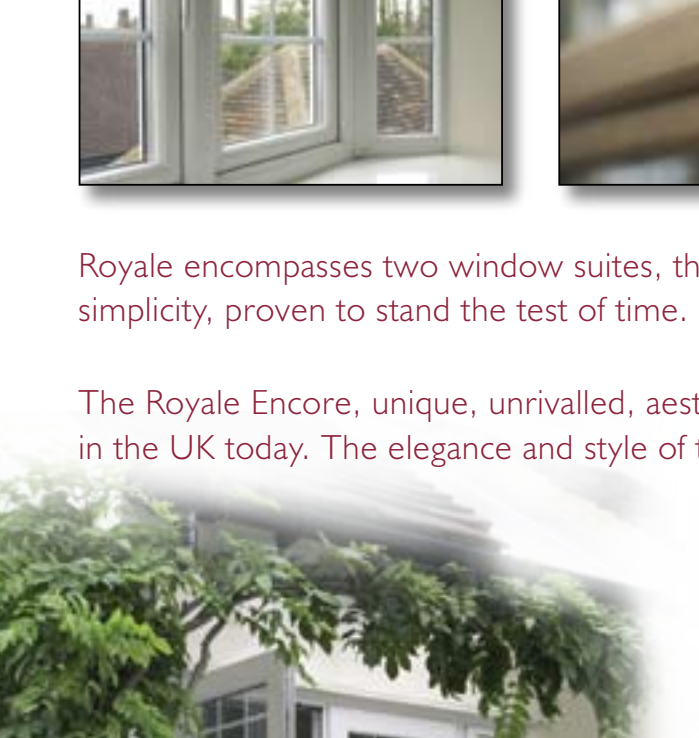
STYLE AND QUALITY

For nearly 20 years ROYALE has evolved into a name synonymous with style and quality

ROYALE




recognised excellence



Royale's unique partnership with Deceuninck, the World's largest PVC-u manufacturing group, guarantees your decision to purchase Royale for your home would be a shrewd investment.

We are confident the Royale Energy rated window Exclusive Home Improvement range will enhance properties of any period and can fulfil all of your requirements.

first impressions



ROYALE CLASSIC

Work of recognised excellence

ROYALE ENCORE

Stands out from the crowd



Royale encompasses two window suites, the Royale Classic - smooth and stylish reassuring in its simplicity, proven to stand the test of time.

The Royale Encore, unique, unrivalled, aesthetic appeal, it is the most attractive window on sale in the UK today. The elegance and style of traditional timber with all the benefits of PVCu.

Both Royale window suites are available in white, rosewood, oak and white woodgrain as standard. On special request we can offer an array of impacting colours from our Decorac range.

All frames feature high security shootbolts and are internally beaded. For your safety, side hung sashes are manufactured with fire escape hinges, incorporating an easy clean facility as standard.

To compliment your home we have a wide choice of suited hardware colours, white, gold, black, bright bronze, satin bronze, bright chrome and satin chrome.

All Royale products easily exceed Fenestration and the latest Building Regulations standards as of the 1st October 2010.



Deceuninck have had tested and hold the following trademark licenses:



ROYALE ENERGY RATED WINDOW

What are Window Energy Ratings

Royale's Home Improvement Range is fully compliant with the British Fenestration Rating Council's scheme to which we can boast over 25 licences. As seen on many white goods, the rainbow label is recognised as your proof of compliance and performance.

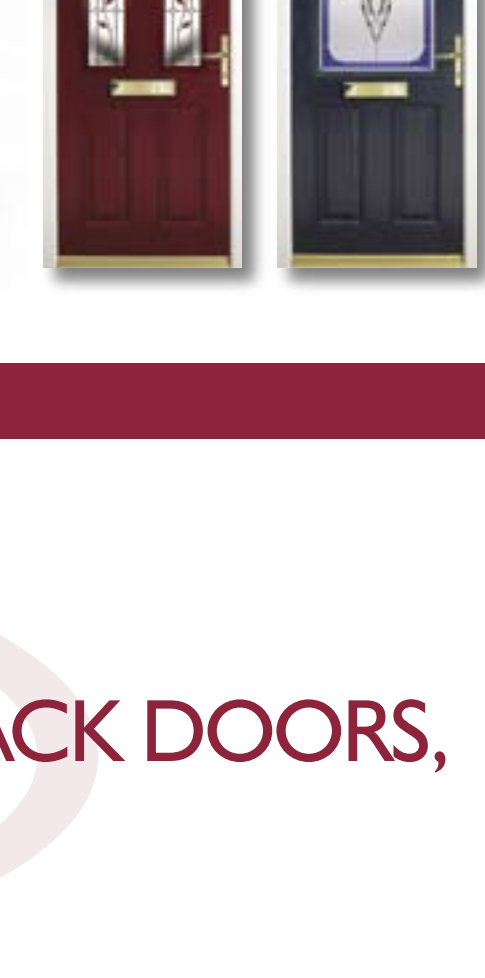

From an entry level C to high performing A rating, regardless of colour or frame, Royale offer an extremely efficient energy saving window. By using the Glass and Glazing Federation's Energy Saving and Carbon Calculator, you can see that replacing single glazing with A rated double glazing could SAVE YOU £8.211 and 22 tonnes of CO₂ in a typical detached house, or £5.855 and 16 tonnes of CO₂ in a typical semi-detached house.**

Glass and frame innovation has advanced rapidly in recent years. The Royale window incorporates thermal frame profiles, which help prevent heat loss through the frame. New generation coated glass, warm edge spacerbar technology and inert argon gas between the two panes, have transformed double glazing performance to new heights.

In eight years, the standard Royale window compared to the A' rated window of today; has improved its u-value performance by 100%. This is the measure of heat loss through a window.

Always ask your installer for the rainbow label it will give you peace of mind.

** Savings calculated on 18th February 2010, based on gas central heating, over a 20 year period with gas costs rising 6% per year reflecting actual inflation. www.dceunick.co.uk/en/content/cms/statistics/publications/prices/prices.aspx



ROYALE COMPOSITE DOOR

Inspired first impressions

Royale Composite Doors, built to last, the new alternative to PVC-u Doors. Traditional design and authentic appearance in an array of colours to compliment any home.

The high impact resistant GRP (Glass Reinforced Polyester) pre pigmented skin giving a high definition panel, which is indistinguishable from timber. Available in an array of stunning traditional colours.

The Royale composite door features a high security hook lock as standard and an anti-bump, anti-snap cylinder.

The Royale doors integrate fully with the Encore and Classic window suites. There are many optional extras for hardware, thresholds and glass, which can be viewed, in a separate bespoke brochure.

Please ask your installer for details.



ROYALE ENTRANCE FRONT & BACK DOORS, & DOOR PANELS

A Royale entrance



stylish entrance

Royale entrance doors create your homes first impression. Robust, reinforced PVCu, low maintenance with high security built in. An affordable addition to your home, keeping out the weather and the burglars.

Tailor made to suit your home, every Royale door is individually manufactured to your exact specification. Without question, security is paramount. Royale doors feature eight point locking as standard and an anti-bump, anti-snap cylinder giving your family peace of mind.

Hundreds of stylish panel designs to suit any property. Available in white, rosewood or oak, all reinforced as standard.

Endless glazing designs can finish off your entrance door incorporating lead, georgian and also energy efficient glass to compliment your Royale A' rated windows.

Speak to your installer for bespoke glazing options.




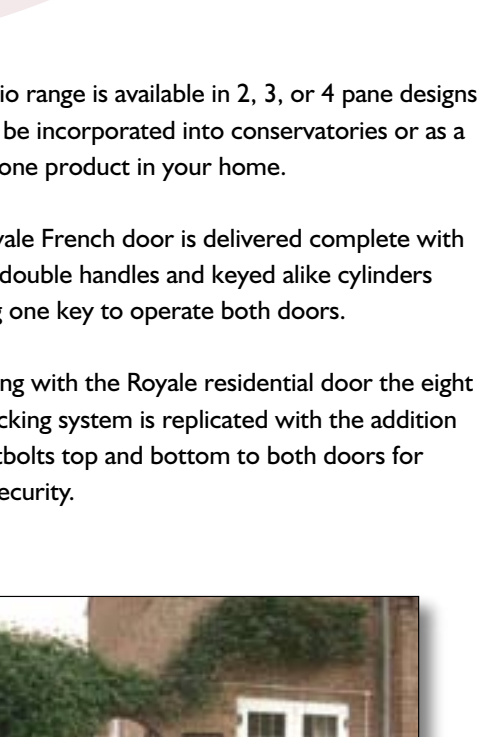
ROYALE CONSERVATORIES

An extra room with a view

Fully reinforced frames constructed in either Encore or Classic, utilising French doors and Patio Doors to bring the garden into your home three hundred and sixty five days of the year.

Your imagination is the only limit to the size and shape of your conservatory, the elegant Victorian, Edwardian, P-Shape or Lean To designs will compliment any home.

Add the right flooring and furniture, your Royale conservatory will give years of pleasure to all the family.



CONSERVATORIES



A ROOM WITH A VIEW

ROYALE PATIO & FRENCH DOORS

A Royale entrance



Our patio range is available in 2, 3, or 4 pane designs and can be incorporated into conservatories or as a stand-alone product in your home.

The Royale French door is delivered complete with a set of double handles and keyed alike cylinders enabling one key to operate both doors.

In keeping with the Royale residential door the eight point locking system is replicated with the addition of shootbolts top and bottom to both doors for added security.

